

# Wing and a Prayer Design Document

## Chapter 3: Costume Guide



## Dressing the Part

The military uniforms of WW2 are an iconic part of the period. We're hoping to create a strong look for the game which sticks quite closely to accurate clothing. That said, we're conscious of cost and so some variation will be expected, as well as accurately reflecting the early years of the war, when uniforms were in short supply, frequently privately purchased and changing design reasonably regularly.

All characters are welcome to wear civilian clothes in any late 1930s or early 40s style at the Friday dance, should they prefer.

# WAAF

The military uniforms of WW2 are an iconic part of the period. We're hoping to create a strong look for the game which sticks quite closely to accurate clothing. That said, we're conscious of cost and so small variations will be expected, as well as accurately reflecting the early years of the war, when uniforms were in short supply, frequently privately purchased and changing design reasonably regularly. Women were generally issued a lot of men's kit, and some of it never fit correctly.

For those looking for a bit more guidance, [this](#) is a great guide to the uniform, although it goes into far more detail than we really need to!



## WAAF - Essentials

These items are the basis of the WAAF costume. We've managed to find all of these items quite cheaply online and estimate a complete basic costume should cost no more than about £55 even if you need to buy everything.



**Shirt** - A blue/grey colour button up blouse with no pockets. Men's can be worn with the pockets removed, Link [1](#), [2](#), [3](#)

**Tie** - Made from woven black wool or a **non shiny** synthetic. Charity shops and ebay are good for these, Link [1](#), [2](#), [3](#)

**Skirt** - Blue wool barathea in an a-line shape. Ideally without a pleat but with is perfectly acceptable! Note - if you're planning to buy a jacket as well, look for the 'Number 1 Heavy weight' style of skirt as this will match the fabric of the jacket. Number 2 fabric is slightly different but will look fine on its own! Surplus versions are all over eBay Link [1](#), [2](#), [3](#)

**Stockings** - 40 denier tights, grey, Link [1](#)

**Shoes** - Plain black lace-up shoes with a minimal heel, shiny but not patent, Link [1](#), [2](#)

## Sewing

Sewing your own uniform is also an option, if you fancy it! Eva found us a perfect looking jacket [pattern](#) and a whole [pinterest board](#) dedicated to re-making a uniform! There's also a good [sewing guide](#) for the skirt, which is very simple.

For fabric, there are some similar-looking wools and synthetic fabrics available on eBay from time to time, or you can always go directly to Hainsworth, who make the real RAF uniform [fabrics](#).

## Hiring

There are a few companies hiring out complete WAAF uniforms, if this is easier for you than buying the bits separately.

[Maddermarket theatre](#) is our recommended rental company, and we are able to collect and return any costumes hired for the game. Please simply state that the rental is for Wing and a Prayer when you make contact. Other companies include: [Angels](#), [1940s Costume Hire](#), [Masquerade](#).



## Optional Extras to Buy

These items are optional extras. There's no need to get these, but if you're looking for ways to add to your kit, this is where we'd recommend starting.

**Hat** - WAAF kind, relevant to rank. [Other ranks](#), [Officers](#)

**Jacket** - Reproduction or altered RAF jacket. Don't worry too much about altering a modern men's jacket to look 1940s, but if you want there's a (somewhat sexist, sorry) guide [here](#). Link [1](#), [Modern RAF jacket](#). **NB. If you choose to buy a jacket, please check the [Uniform Badges guide](#) to make sure that you get the correct rank badging added.**

**PT kit** - Blue shorts, white aertex t-shirt, black plimsolls, white socks. PT (physical training), and sports will be entirely optional out-of-game, but if you want to participate you'll need something to wear. These don't have to be spot on at all! Anything vaguely correct will be fine. [Shorts example](#), [Shirt example](#), [plimsolls](#)

**Handbag** - Usually a [gas mask bag](#), a black leather bag in 40s style could also be used.

**Helmet** - Standard WW2 style but needs to be RAF grey, Link [1](#). Some more information on helmets [here](#)

**Great coat** - Full length, double breasted RAF wool coat - it's unlikely to be cold enough to need (or want) one of these, but if you have one by all means bring it! Easy to find on Ebay

**Pyjamas** - Blue and white striped pyjamas - shirt and trousers style (anything that fits this description should be fine as you'll be wearing them in the dark mostly!) [Example](#)



## WAAF - Hair and make-up

Make-up should be on the more simple, natural and understated side for WAAs on duty. A good guide can be found [here](#). More hair and make up [tutorials](#). Not wearing make-up is also fine.

Hair should be tied back in a bun, plait or ponytail, or a more 'professional' 40s style. Loose hair is not allowed on shift.

For the evenings feel free to draw from any of the earlier 1940s styles!



## The Dance

All characters are welcome to wear civilian clothes in any late 1930s or early 40s style at the dance should they prefer that to their uniform.

The most common thing to wear to this sort of dance (other than uniform) seems to have been a 'tea dress' or a skirt suit. There's plenty of inspiration out there for this sort of costume and thankfully loads of modern dresses in this style! Aim for an a-line skirt, puffed or padded shoulders and a nipped in high waist.



# RAF

## General information

For those looking for a bit more guidance, [this](#) is a great guide to the uniform, although goes in to far more detail than we really need to!

## Hiring

There are a few companies hiring out complete RAF uniforms, if this is easier for you than buying the bits separately. [Maddermarket theatre](#) is our recommended rental company, and we are able to collect and return any costumes hired for the game. Please simply state that the rental is for Wing and a Prayer when you make contact.

Other companies include: [Angels](#), [1940s Costume Hire](#), [Masquerade](#).



is

## RAF - Essentials

RAF characters should wear one of the available uniforms, either service dress, or flight kit, or a combination of the two. The flight crews seem to have worn quite a variety of combinations of kit while on duty, as can be seen in the photos above. This gives you quite a bit of flexibility in putting together an appropriate look!

## Service Dress

**Shirt** - A blue/grey colour button up shirt. Link [1](#)

**Tie** - Made from woven black wool or a **non shiny** synthetic. Charity shops and ebay are good for these, Link [1](#), [2](#), [3](#)

**Trousers** Blue wool barathea. Link [1](#), [2](#), [3](#)

**Shoes** - Plain black laceup shoes with a minimal heel, shiny but not patent Link [1](#)



## Flight suit

This outfit is best worn *over* the service dress above, but can be worn on its own if your budget is very tight.

**Overalls** - Khaki zip up overalls Link [1](#),

**Flight boots** - Pull on, knee length black leather boots Link [1](#), [2](#)



### **RAF - Optional**

These items are optional extras. There's no need to get these, but if you're looking for ways to add to your kit, this is where we'd recommend starting.

**PT kit** - Blue shorts, white aertex t-shirt, black plimsolls, white socks. PT (physical training), and sports will be entirely optional out-of-game, but if you want to participate you'll need something to wear. These don't have to be spot on at all! Anything vaguely correct will be fine. [Shorts example](#), [Shirt example](#), [plimsolls](#)

**Service Dress Hat** - RAF officer kind. It looks like veteran pilots removed the wire and shaped the hats. Links [1](#), [2](#)

**Jumper** cream roll neck kind. Link [1](#)

**Service Dress Jacket** - Reproduction or more modern RAF jacket is fine, Link [1](#), [Modern RAF jacket, Jacket Trousers and Hat set](#) **NB. If you choose to buy a jacket, please check the [Uniform Badges guide](#) to make sure that you get the correct rank badging added.**

**Helmet** - Standard WW2 style but needs to be RAF grey, Link [1](#). Some more information on helmets [here](#)

**Great coat** - Full length, double breasted RAF wool coat - it's unlikely to be cold enough to need (or want) one of these, but if you have one by all means bring it! Easy to find on Ebay

**RAF Ascot Tie** - Link [1](#)

**Flight Jacket** - Brown leather/shearling zip up jacket. Fortunately there are loads of these on Ebay for very low prices. You're after the brown ones!



**Flight helmet** - Leather or cloth cap with space for a headset, Link [1](#), [2](#)

**Flight goggles** - Shaped lenses. Link [1](#)

**Mae West** - Yellow life jacket. Link [1](#)

**Pyjamas** - Blue and white striped pyjamas - shirt and trousers style (anything that fits this description)

should be fine as you'll be wearing them in the dark mostly!)



### RAF - Hair and make-up

For those who are up for a trip to the barber's, men's hair in the 1940s was pretty much limited to one style - short back and sides and plenty of brylcreem!

Moustaches were also fairly common, in a thin, Errol Flynn style.



### The Dance

All characters are welcome to wear civilian clothes in any late 1930s or early 40s style at the dance should they prefer that to their Service Dress, although wearing uniform to a dance was very common. For men, civilian dress mostly means a suit! 40s styles are very close to 90s style suits, so should be simple to find. Broad shoulders, narrow waists and double breasted jackets were paired with wide legged trousers worn high on the natural waist.





# Uniform Badges

This is a simplified version of the real badging system and only covers ranks you're likely to see in game. These badges should be added to your jacket if you're planning on wearing one. Anything in a blue box is only needed by some characters, anything in a pink box will apply to everyone of that rank.

## WAAF COMMISSIONED OFFICERS

Squadron Officer, Flight Officer, Section Officer, Assistant Section Officer

### Nationality titles - Foreign characters only

Nationality titles were introduced to help differentiate between the multitude of different nations fighting with the UK from across the commonwealth and occupied Europe.

Officers generally wore titles on a blue/grey backing that were curved. Curved titles were worn directly over the shoulder eagle.



+

### Officer Rank Badges

Worn around the lower sleeve




Asst Section Officer



Flight Officer



Section Officer



Sqn Officer

# WAAF NON-COMMISSIONED OFFICERS

Warrant Officer, Flight Sergeant, Sergeant (NCOs)  
Corporal, Leading Aircraftwoman, Aircraftwoman (Other Ranks)

## Nationality titles - Foreign characters only

Nationality titles were introduced to help differentiate between the multitude of different nations fighting with the UK from across the commonwealth and occupied Europe.

Other Ranks wore titles on a dark blue or black backing. Curved titles were worn directly over the shoulder eagle. Straight titles were worn directly under the Eagle.



+

## Shoulder Eagles

NCOs and ORs wore the RAF eagle insignia at the top of both sleeves. These were embroidered in pale blue on a black felt background. The insignia are always sewn-on with the eagles facing to the rear. Worn on both arms 1.5" below the shoulder seam.



+

## Wireless Badge - RADAR plotters only

NCOs and ORs only. Worn on right sleeve midway above the rank badge and below Eagle



+

## Rank Badges

Worn on the upper sleeve

No Badge      Aircraftwoman 1st/2nd Class



Leading Aircraftwoman



Corporal



Sergeant

# RAF COMMISSIONED OFFICERS

Squadron Leader, Flight Lieutenant, Flying Officer, Pilot Officer

## Nationality titles - Foreign characters only

Nationality titles were introduced to help differentiate between the multitude of different nations fighting with the UK from across the commonwealth and occupied Europe.

Officers generally wore titles on a blue/grey backing that were curved. Curved titles were worn directly over the shoulder eagle.




+

## Officer rank Badges

Worn around the lower sleeve



Pilot Officer




Flight Lieutenant



Squadron Leader



Flying Officer



Wing Commander

+

## Wings or Brevets

Worn over the pocket on the left breast of the jacket. There are versions for other countries, but these are not essential if you can easily find a simple RAF one. Brevets are one wing and a letter - used to denote specific jobs on the aircraft, such as this example of B for Bomb aimer



## RAF NON-COMMISSIONED OFFICERS

Warrant Officer, Flight Sergeant, Sergeant (NCOs)  
Corporal, Leading Aircraftman, Aircraftman (Other Ranks)

### Nationality titles - Foreign characters only

Nationality titles were introduced to help differentiate between the multitude of different nations fighting with the UK from across the commonwealth and occupied Europe.

Other Ranks wore titles on a dark blue or black backing. Curved titles were worn directly over the shoulder eagle. Straight titles were worn directly under the Eagle.



+

### Shoulder Eagles

NCOs and ORs wore the RAF eagle insignia at the top of both sleeves. These were embroidered in pale blue on a black felt background. The insignia are always sewn-on with the eagles facing to the rear. Worn on both arms 1.5" below the shoulder seam.



+

### Rank Badges

Worn on the upper sleeve

No  
Badge

Aircraftman 1st/2nd Class



Corporal



Leading Aircraftman



Sergeant



Flight Sergeant

## Where to buy the badges

The best place for these seems to be [Monty's Locker](#), as they sell all of the correct badges and insignia.

There are 2 other reasonable sources which do most of them - Soldier of Fortune, and Cadet Direct.

Cadet Direct sells modern RAF badges, and so some aspects, like the crowns, are not precisely correct for this era. We don't see this as an issue, however, so please don't worry overly about that level of detail.

We will have some needles and thread, plus an experienced seamstress available on the day to help with any last minute badging!

## Rank badges

[Officer cuff lace](#), or [here](#)

[Chevrons and crowns for NCOs and ORs](#) or [here](#)  
[Sergeant](#), [Corporal](#), [Leading Aircraftman/woman](#)

## Eagles

[Shoulder Eagles](#) or [here](#)

## National Badges

Huge list of [Officer \(curved\)](#) and [NCO/OR \(Straight\)](#)

## Wings

[Large selection](#) of wings  
RAF [wings and brevets](#)

## Wireless

[Here](#) or [here](#)



A Live Action Roleplaying Game  
produced by Allied Games

Nick Bradbeer, Harry Harrold, Andy Knighton, Liss Macklin,  
Lauren Owen, Thorsten Schillo & Ian Thomas

